



2026 Quilt Show Countdown

Jan 31 - Feb 1, 2016

It will be here before you know it! We need EVERYONE to chip in and help out. No job is too small. Many hands make light work. **Please, please step up to the plate!**

Featured Quilters nominations ballots.

Next Quilt Show Meeting (Everyone is welcome):

March 9th at 1:00 pm

Donna's house: 3308 Royalton Ave. Modesto

Chairpersons Needed:

Raffle Baskets (Grab a friend and be Co-Chairs!)

Helpers Needed:

Boutique: We **need** helpers for the Boutique

Featured Quilters Nominations:

Please submit to Liz: FamAble@sbcglobal.net

Quilt Show related articles in this issue:

UFO Club and Youth Outreach Program

Liz and Ann - Quilt Show Co-Chairs

WARM WRAPPINGS CORNER

Thanks to all that have helped me last month doing different jobs. They saved me from going crazy trying to do everything. I will continue contacting different people from time to time to do different jobs when they become available.

Upcoming Meetings

(Mark your calendars)

Setup: 9:30 am

Sewing: 10:00 am - 2:00 pm

Location: McHenry Bowl

Dates

Wednesday, March 5th

National Quilters Day

Saturday, March 15th

Wednesday, April 2nd

May the luck of the
Irish be with you !

Warm Wrappings Chair, Paddy

Upcoming Events At a Glance

Warm Wrappings
Wednesday, March 5th

Quilt Show Meeting
Sunday, March 9th

Program Meeting
Shelley Dameron
Tuesday, March 11th

Socializing: 6:30 pm
Meeting: 7:00 pm
Day: Second Tuesday
Location: Trinity United
Presbyterian
Church



A Word from our New Prez ...

Hello from your new Prez!

Yep, I put up my hand and here I am, learning the ropes. It is always important that we get as many members participating in the guild as we can; from serving as an officer to helping others learn skills and telling of our quilting journeys. Ursula has done both and her presentation last month showed we expand our skills by trying something new. That includes finishing those UFO's we may have started from a class. That's a lot of what's on my list for her UFO challenge – who else has turned in cards?

Denise (Goddess of Member Projects) is encouraging us to add to our Warm Wrappings collection with her "Row-A-Month" challenge, and yes, I'm in on that one too.

CCQ offers financial scholarships for classes as another way of increasing our skills. We'll hear more about those at our next meeting.

See you in March, Tricia Holden

Upcoming Programs and Workshops

Programs: **Tuesday, March 11th - Shelley Dameron - Trunk Show and Lecture** - Treat yourself to a great evening of beautiful quilts, each one with its own story.

Tuesday, April 8th - Kathy Allen - Tartan Quilts Lecture - Book Sale and signing, Sale of Kits for workshop.

Workshops: **Wednesday, April 9th - Kathy Allen - Tartan Quilts Workshop** - Come learn how to get your Scottish on in a fun and informative atmosphere. Includes a surprise Scottish cultural 'pairing'. \$40 for Members, \$50 for non-members. McHenry Bowl, 10:00 am - 4:00 pm. Workshop spaces are still available.

Saturday, April 26th - Shelley Dameron - Basket Blocks - Shelley will be demonstrating her beautiful basket blocks with instruction and practice time. Join in with the fun of learning a new block that will have so many fun applications. (bags, quilts, table runners, placemats, sweatshirt/t-shirt adornment, etc.). Not to be missed! Located at McHenry Bowl. 10:00am - 4:00pm. \$40 member fee or \$50 non-member fee to be paid by cash or check upon sign-up. This fee will be reimbursed to members upon attendance of the workshop. Plenty of spaces are still available. This is a win-win for everyone!

A Parting Word from Carol ...

Hello to my Dear Quilting Friends,

Well, the lights are off, the gavel was passed, and now I am back to my normal guild member status. Normal?? Well, this guild is not normal, this guild is awesome and I am so glad that I am a part of it. I have to tell you though, 2024 was an amazing year, with all its quirks, and bumps and bruises along the way, it truly was an amazing year. I am thankful that everyone stuck with me, and put up with me being your president. I had an amazing year, and I am very grateful to all of you for sticking with me.

On a personal note, well not quite so personal, I have to say a huge thank you to all of the officers, all the committee leaders from warm wrappings to the quilt show, to the side groups. Basically, to everyone involved. You know what I always say, it takes a village to run this guild and we definitely have an amazing village! So, a very heartfelt thank you to all of you!

Congratulations go out with a huge thank you and welcome to the neighborhood to everyone that stepped into new positions. I am sure you will find that if you have any questions or concerns about your new position, an answer is always just a phone call away. Trust me on this one, I definitely made my share of phone calls, and asked tons of questions, it goes with the territory, so don't be afraid to ask. I've always heard this, and I am also a firm believer in the fact that the only stupid question is the one that didn't get asked. In other words, there are no stupid questions!

Another heartfelt thank you for my beautiful president's parting gift quilt. Thank you from the bottom of my heart. To everyone that worked on it from designing it, choosing fabric, to sewing the blocks, putting it together, quilting and binding. To this amazing guild. Thank you! It will be treasured.

So, now that this is my last (sob) letter as your president, may I say see you soon, and happy quilting!!

With heartfelt thanks,
Geri Martin, Retired President, Member Extraordinaire

CCQG's 2025 UFO Club

How are you all doing with getting an item or two done? I was thrilled to see 5 completed UFO's at the last meeting. Keep going. By the way, these are all possible quilt entries for our show in January.

I'm working on one almost every night putting together batik Grandmothers flowers. Those flowers were a breeze to put together and now hand sewing the flowers together. It's really hard on the hands. What was I thinking???

See you at our next meeting. Ursula



Young Quilters Outreach ...

Did you know we have a **Young Quilters Outreach** program and guess who is in charge?

We want to spread the love of quilting to our youth! What a better way to do that than to get as many kids as we can to make a quilt for the quilt show? So, take a kid under your wing and help them make a quilt! Let's see how many kids' quilts we can have at our show next year! Doesn't need to be an entire quilt, it could be a table topper or a table runner.

Denise Mullenix, Youth Quilters Outreach Chairperson

May Your Year Be Full of Wonder

March			
3/2	Pam Toombs	3/28	Donna Brooks Shelley Dameron
3/18	Elzbieta Jarrett Coreen Murphy		April
3/19	Leslie Cooley Lois Logsdon	4/4	Kimie Hauckes
		4/12	Michele Stroumbaugh
3/20	Jan Keithley	4/17	Diana Jagers
3/24	Kathy Oosterkamp	4/27	Pat Cole
		4/28	Betty Ann Vencill

🎵 Sunshine, Lollipops, Rainbows and Pots of Gold ... 🎵

Our **Sunshine Chair** relies on *your* input to send out the cards. Please contact Suzanne by phone or email if you feel any of our members should receive a card to acknowledge an event in their lives.



Sunshine Chair: Suzanne Pater
209.996.1775 SuzanneRN@sbcglobal.net

2025-2026 Officers and Chairpersons' Roster

President Tricia Holden 703.980.2293 VPs Alice Brown 510.676.9687 (Your name here!)	Member Denise Mullenix 510.565.2659 Projects Membership Cathy Anderson 541.1788 Lori Carl 401.7283 Michele 380.4133 Stoumbaugh	Small Groups Ann Sweet 480.6020 Sunshine Suzanne Pater 996.1775 Warm Paddy Shopher 577.2001 Wrappings Webmaster Tiffany Pellizari 408.802.2535 Young Denise Mullenix 510.565.2659 Quilters Outreach	NCQC Tricia Holden 703.980.2293 Newsletter Denise Mullenix 510.565.2659 Editor Newsletter Lori Carl 401.7283 Mailer Programs Alice Brown 510.676.9687 Setup
Treasurers Donna Shervington 522.7698 Liz Able 985.6343 Secretaries Joyce Uhl 627.7007 Vicki Pelucca 606.0366 AV/Social Media Tiffany Pellizari 408.802.2535 Education Tricia Holden 703.980.2293 Sue Perry 985.4324 Hospitality Drea Lopes 510.378.1213 Sandy Cooper 651.283.2036	2026 Quilt Show Liz Able 985.6343 Ann Sweet 480.6020		

Small Groups

Please let Ann Sweet know of any changes to your Small Group information
Ann Sweet: Small Groups Chair 209.480.6020

PRO-STITCHERS

March Meeting is at Judy Pelucca's House
 3rd Tuesdays, 11:00 am to 1:00 pm
Contact: Denise Mullenix
Cell: 510.565.2659

CHAT AND SEW

3rd Thursday, 1 pm to 3:30 pm
Contact: Tricia Holden
Cell: 209-596-4078

Keep Learning Alive in 2025!

Several guild members have expressed interest in starting a new Small Group for wool applique and embroidery. Please text Ann at 209-480-6020 if you are interested!

Easy Peasy Row a Month POSSIBLE ROW PATTERN



Finished Block Size: 8" x 8"

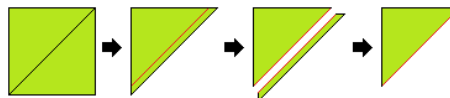
Unfinished Block Size: 8 1/2" x 8 1/2"

- Diamonds:** (6) 8 1/2" squares
- Corners:** (2) 4 1/2" squares for each block

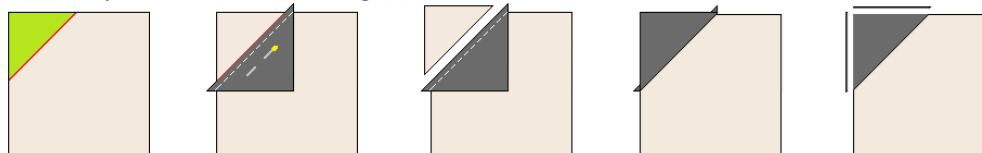
- Dark Sashing:** (1) 2 1/2" x WOF strip
- Light Sashing:** (1) 2 1/2" x WOF strip

Cut the 4 1/2" **Corner** squares in half diagonally.

Make a Template: Cut a 4 1/4" square piece of cardboard (It doesn't have to be lime green). Cut the cardboard square in half diagonally. Draw a line 1/4" from the diagonal side and cut along that line.



Mark the Fabric and Sew: Take the cardboard template and place it on the upper left corner of your 8 1/2" **Diamond** square and draw a line. Position the long side of a fabric **Corner** triangle along the drawn line and pin in place. Make sure it is centered. Sew 1/4" from the edge of the **Corner** triangle. Trim the extra **Diamond** fabric and press toward the **Corner** triangle. Trim the **Corner** fabric to the unfinished size. Repeat for the remaining (4) corners.



Sashing: Cut the 2 1/2" x WOF **Dark Sashing** strip into (10) 2 1/2" squares and the 2 1/2" x WOF **Light Sashing** strip into (5) 2 1/2" x 4 1/2" rectangles. Sew a 2 1/2" **Dark Sashing** square to either end of the 2 1/2" x 4 1/2" **Light Sashing** rectangles, pressing toward the **Dark Sashing** fabric.

Sew a **Sashing** strip in between the blocks, pressing toward the **Sashing** strips.

Make it Your Own Challenge

Table Runner of the Month

March's Table Runner of the Month

Ah, the luck of the Irish! Make a fun Saint Patrick's Day table runner *or* give it an entirely different personality. It's a simple, framed 4-patch. Switch it up with something other than a 4-Patch in the center of the block! You *could* make one for the Quilt Show Boutique too! Ooh, use four blocks for a Table Topper!



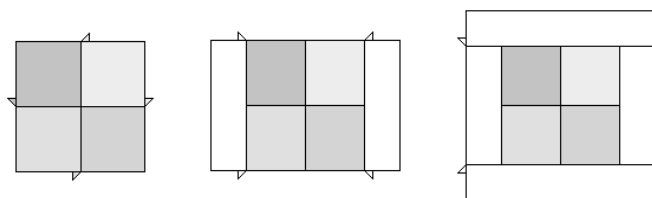
(5) 10" Blocks

54" x 14"

- 4-Patch:** (20) 3" squares
- Light Frame (ie: white):** 1/3 yd. Cut (4) 1 3/4" x WOF strips
(10) 1 3/4" x 5 1/2" and (10) 1 3/4" x 8" rectangles
- Medium Frame:** 1/4 yd. Cut (3) 1 3/4" x WOF strips
(6) 1 3/4" x 8" and (6) 1 3/4" x 10 1/2" rectangles
- Dark Frame:** 1/8 yd. Cut (2) 1 3/4" x WOF strips
(4) 1 3/4" x 8" and (4) 1 3/4" x 10 1/2" rectangles
- Border:** 1/4 yd. Cut (3) 2 1/2" x WOF
- Backing and Batting:** 62" x 22"
- Binding:** 3/8 yd. Cut (4) 2 1/2" x WOF strips

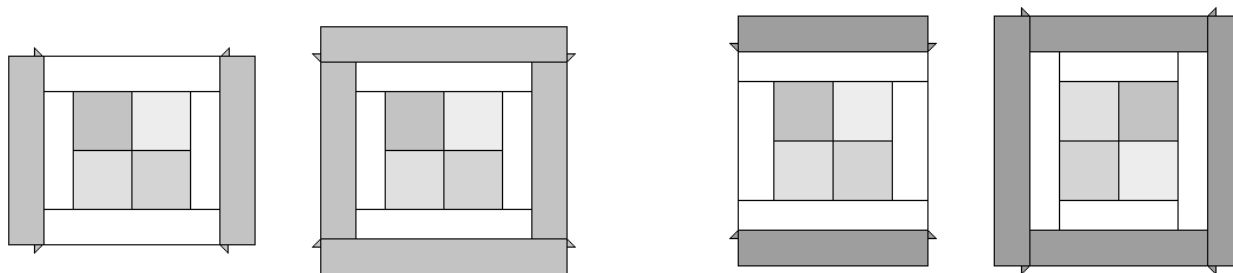
Piece the (20) 3" squares into (5) **4-Patch** blocks.

Sew a 1 3/4" x 5 1/2" **Light Frame** rectangle on either side of the **4-Patch** blocks, pressing toward the **Light Frame** fabric. Sew a 1 3/4" x 8" **Light Frame** rectangle to the top and the bottom, pressing toward the **Light Frame** fabric.



Sew a 1 3/4" x 8" **Medium Frame** rectangle to the sides of the first, third and fifth blocks, pressing toward the **Medium Frame** fabric. Sew a 1 3/4" x 10 1/2" **Medium Frame** rectangle to the top and bottom, pressing toward the **Medium Frame** fabric.

Sew a 1 3/4" x 8" **Dark Frame** rectangle to the top and bottom of the second and fourth blocks, pressing toward the **Dark Frame** fabric. Sew a 1 3/4" x 10 1/2" **Dark Frame** rectangle to the sides, pressing toward the **Dark Frame** fabric.



Sew the (5) blocks together, pressing toward the **Dark Frame** fabric.

Add your borders and Bob's your uncle!

Proofreaders, where are you?

It is my understanding we have new proofreaders for the newsletter. If you volunteered to proofread the newsletter, please let me know ... Denise



The End of an Era

The latest news is that Joann's will close *all* of their stores this year.

Program Minutes for February 11, 2025

The meeting was opened at 7:02 pm by **President Geri Martin**.

- Presentation:** **Ursula Sylvan** shared her amazing challenge, round robin and mystery quilts. Something is learned from each challenge even if it makes us uncomfortable to begin with.
- Announcements:** The new slate of officers for the coming year as nominated by the Board was introduced and unanimously approved by the membership present. The President's gavel was presented to the new president, **Tricia Holden** by outgoing President **Geri Martin**. We are still in need of a co-vice President. **Geri Martin** called up her staff and gave a handmade thank you gift to each. **Liz Able** encouraged members to consider a position in the future. Spots are difficult to fill but are needed to keep our guild going.
- Members of Manteca Guild are here with their Opportunity Quilt. Raffle tickets are available. Their quilt show is March 22-23 at 707 Transworld Drive in Stockton.
- Val Davis** is raffling a quilt for the benefit of the *Modesto Police Department's K-9 Unit*. Donations are also accepted.
- Information cards for upcoming area quilt shows are available in the back of the room.
- Happy Birthday was sung to **Paddy** and **Geri** who share birthdays today.
- Minutes:** A motion was made by **Betty Ann Vencill** to accept the minutes of the last meeting as printed in the newsletter. The motion was seconded by **Ursula Sylvan** and was unanimously approved by the membership in attendance.
- Treasurer's Report:** Available at the back of the room.
- Quilt Show:** **Liz Able** has confirmed the site at the Graffiti Car Museum for January 31 and February 1, 2026. Volunteers are needed to coordinate the volunteer book and the raffle baskets. As we talk to businesses about donating to the quilt show, we need to mention that we are a non-profit and donations are tax deductible. Next month featured quilters for the show. Email suggestions to **Liz** at FamAble@sbcglobal.net.
- Warm Wrappings:** **Paddy Shopper** reminded the group that the Warm Wrappings is meeting on February 19. National Quilter's Day is March 15 and we will be meeting at McHenry Bowl from 10-2, with a pot luck lunch. Pillow case kits will be available and the finished pillow cases will be distributed to the Children's Hospital in July.
- VP Report:** **Alice Brown** spoke about upcoming classes: in March, **Shelley Dameron** will have a trunk show with a class on basket blocks from an improvised pattern scheduled for March 26. The cost for the class is \$40 which will be returned when you attend the class.
- The presenter on March 11 is **Kathy Allen** who specializes in tartan quilts. A workshop will be held on March 12. Signed books and kits will be available for sale. The cost of the class is \$40. The sign-up sheet is in the back.
- Denise Mullenix** asked if there was interest in a class on barn quilts which are wooden painted quilt blocks.
- Show and Tell:**
- | | |
|--------------------------|------------------------|
| Janice Skiles | Two 9-Patch quilts |
| Virginia Lanphear | I Spy kid quilt |
| Janet Dickason | Floral Fantasy |
| Barbara Wegener | Two Asian panel quilts |
| Tricia Holden | Four quilts |
| Lori Carl | Cara's quilt |
| Sally Pratt | Bruce's Shirts quilt |
| Paddy Shopper | Warm Wrappings quilts |



The meeting was adjourned at 9:15 pm.
Respectfully submitted by **Barbara Wegener**, Secretary



Country Crossroads Quilters

CCQ MEMBERSHIP FORM

MARCH 1, 2024 THRU FEBRUARY 28, 2025

Please Print Clearly for Accuracy

RENEWAL NEW MEMBER

FIRST NAME		LAST NAME	
ADDRESS:			
CITY:		STATE:	ZIP:
PHONE: HOME: _____ CELL: _____		BIRTHDAY: MONTH DAY	
E-MAIL:			

CCQ ANNUAL DUES & FEES

<input type="checkbox"/> New Member (Includes Badge) YEAR OR PRO-RATED FEE (_____ Months)	\$ 47.00/yr. \$
<input type="checkbox"/> Continuing Member	\$ 40.00
<input type="checkbox"/> Postal Mail Newsletter and Directory (optional)	\$ 18.00
<input type="checkbox"/> Tax Deductible Donation (optional)	\$
Make Checks Payable to CCQ Total Due	\$

New members and renewals complete entire form with your current information.
Submit to the CCQ membership desk or mail to the Membership Chairperson with your payment.

Guild Meetings: 2nd Tuesday of each month beginning at 6:30pm for Social Time & Meeting at 7pm to approx. 9pm

Location: Trinity Presbyterian Church, 1600 Carver Road, Modesto, CA 95350

MAIL APPLICATION & PAYMENTS TO:

Cathy Anderson
1436 Hackett Road
Ceres, CA 95307
E-mail: cathyskeepers@yahoo.com
Phone: 209.556.3092
Please Print Clearly for Accuracy

Remember to bring to Meetings

- Name Tag
- Show & Tell
- Warm Wrappings Quilt Projects

Upcoming 2025 Quilt Shows

Manteca Quilt Show

March 22 - March 23

Wentworth Bldg.

2707 Transworld Drive
Stockton, CA,



Support our Advertisers

Advertisements: We would like to encourage our advertisers to continue assisting with the cost of our newsletter and website. If you visit one of them, please mention that you saw their ad in our newsletter and that the Guild appreciates their support.

Advertisement

Coreen's Quilting Studio Long-arm Quilting

- Edge-to-Edge and Custom
- Commission quilt jobs accepted
- Binding and basting services available

Cory Murphy 209-298-0659
12646 Bentley St., Waterford, CA 95386
CoreensQuilting.com

Check out *Coreen's Quilting* on Facebook and Instagram

Advertisement

Blossom Quilting Quilt Shop

Where fabric flows and friendship grows

7450 River Road #4., Oakdale, CA 209-840-0064
BlossomQuilting@yahoo.com

- Fabric • Classes • Kits
- Notions • Longarm Services

Hours: T-F 9:00 am - 5:00 pm
Sat & Sun 10:00 am - 4:00 pm
Closed Mondays

Advertisement

Elk Grove Sewing and Vacuum Center

8705 Elk Grove Blvd. (Also in Visalia, CA)
Elk Grove, CA 95624 916-714-0904

Offering:

- Machines and repair • Fabric • Classes

Sewing Machines:

- Bernina • Janome • Handi Quilter
- Juki • BabyLock • Pfaff
- Brother • Husqvarna/Viking

Advertisement

Wild Olive Quilting Services



Vicki Pelucca
11019 Beckwith Rd
Modesto, CA 953458
209-606-0366

Edge to Edge and Custom Quilting