



2024

QUILT SHOW COUNTDOWN

Next Quilt Show Meeting

May 5th, Sunday 1:00 pm, at Donna Shervington's
3308 Royalton Ave, Modesto

Boutique Merchandise Pricing

May 6th, Monday, 9:00 am, at McHenry Bowl
3700 McHenry Ave, Modesto

Peggy Cato needs 10 - 16 helpers.

Let Peggy (209.404.1850) know if you're coming.

Floor Captains Meeting

May 7th, Tuesday, 1:00 pm

Lois Logsdon (209.852.9848) will be phoning to confirm time and place.

Set-up Demonstration Class

May 9th, Thursday, 5:30 pm at McHenry Bowl

Everyone planning to help us set-up or tear down the show needs to attend. Many worker bees are needed, so please come!

Program Meeting

May 14th, Tuesday at our regular time and place

We will go over Show loose ends and answering questions.

Early Set-up

May 15th, Wednesday, 1:00 pm at MJC Ace Pavilion

We will be setting up drapes, tables and chairs.

Paddy Shopper needs 8 - 10 people.

Contact Paddy (209. 577.2001) to offer your help!

Quilt Show Set-Up and Quilt Delivery All hands on deck!

May 16th, Thursday, 7:30 am at MJC Ace Pavilion

Bring your quilts, collapsible wagons, comfortable shoes, and a big smile! There will be plenty of food and water to sustain us, but **BYO coffee** and soda.

Thursday Potluck

Let **Teri Harman** (209.872.1937) know what you are bringing for the potluck.

We do not need any more desserts!

It's Show Time!

LOTS OF PLACES TO HELP!

MAKE SURE YOU HAVE VOLUNTEERED!

Regular Events

At a Glance ...

Warm Wrappings

Wednesday, May 1st

Setup: 9:30 am

Sewing: 10:00 am - 2:00 pm

Location: McHenry Bowl

Program Meeting

Tuesday, May 14th

Socializing: 6:30 pm

Meeting: 7:00 pm

Day: Second Tuesday

Location: Trinity United
Presbyterian

Geri, Our Prez, Says ...

Can you believe that another month has come and gone??? Where is this year going? And, here it is, almost May! You all know what that means ... Quilt Show!!! Hopefully, all your quilts have been finished, binding is on as well as the labels and the sleeves. I'm getting there. What's that old saying? Slow and steady wins the race. Well, in my defense, slow and steady finishes the quilt. I am looking forward to the show as I'm sure all of you are too. It gives us another opportunity to see some really awesome quilts, and maybe get some ideas for that special quilt that we would like to try making. For those who have been diligently working on the upcoming show, a big thank you, and for all of you who will be working at the show, another big thank you. Lots of opportunities are coming your way to make this show a huge success! Thank you for all you do.

Geri Martin. President

GETTING YOUR QUILTS READY!

Here are a few helpful hints on how to get your quilts ready for the *Shew*.

- 1). Make sure you have a 4" **Sleeve** on the back of your quilt for hanging. If you don't know how to make a 4" sleeve for your quilt, there are instructions in this newsletter.
- 2). Fill out the **Label** and hand stitch it to the lower right corner of your quilt back.
- 3). Fill out the **Receipt** and put it in your purse or pin it to your quilt so it is handy. You will need it when you deliver and pick up your quilt.

May Meeting Agenda

We will be going over Quilt Show loose ends and answer questions. This is a chance to learn what our next steps are, as a guild, to pull off the best quilt show ever .!!. We will also have some fun and games and, of course, our regular Show 'n Tell.

Check the **Quilt Show Countdown** on this page of this newsletter and be sure to find a place to help!

WARM WRAPPINGS CORNER

Beat the heat. Come to Warm Wrappings and enjoy an afternoon of sewing in the air-conditioned bowling alley.

Upcoming Meetings

Dates

- Wednesday, May 1st
- Wednesday, June 5th
- Wednesday, July 3rd (Potluck)
- Wednesday, August 7th

Warm Wrappings
Co-Chairs,

Paddy (for backs and quilting)
Carol (for kits)

Small Groups

PRO-STITCHERS

3rd Tuesdays, 11:00 am to 1:00 pm

May Meeting: Denise Mullenix's House

Contact: Denise Mullenix
Cell: 510.565.2659

ART FOCUS

2nd Mondays, 1 pm to 3:30 pm

Contact: Joyce Compton
Cell: 209.918.4376

CHAT AND SEW

3rd Thursday, 1 pm to 3:30 pm

May Meeting: 4th Thursday, May 23
Charlene Befus's House

Contact: Tricia Holden
Cell: 209.596.4078

Let's learn more in 2024!

Do you have a special interest in a quilt topic or technique? Let's start a new group! Let **Ann Sweet** know your ideas and she will help you get the ball rolling!

Please let Ann Sweet know of any changes to your Small Group information
209.480.6020

What's on the Class Schedule by Ursula

Some of us were lucky enough to have taken Marjan Kluepfel's workshop. We all had a wonderful time. We all went home with at least one finished project. **PLEASE BRING IT FOR THIS MONTH'S SHOW AND TELL.**

Our next workshop will be on July 10th with quilter Jenny Lyons. It is called, "Fearless free motion filled and frills" quilting.

Officers and Chairpersons Roster 2024-2025

President	Geri Martin	448.1235	NCQC	Mary Sue Young	402.6642
VPs	Ursula Sylvan	648.9878	Newsletter Editor	Denise Mullenix	510.565.2659
	Alice Brown	510.676.9687	Newsletter Mailer	Lori Carl	401.7283
Co-Treasurers	Donna Shervington	522.7698	Programs Setup	Ursula Sylvan	648.9878
	Liz Able	985.6343	Small Groups	Ann Sweet	480.6020
Secretaries	Barbara Wegener	534.7139	Sunshine	Suzanne Pater	996.1775
	Wendy Nipper	577.5730	Warm Wrappings	Paddy Shopper	577.2001
AV/Social Media	Tiffany Pellizari	408.802.2535	Webmaster	Carol Sullivan	524.0935
Education	Sue Perry	985.4324	Young Quilters Outreach	Kathy Sandner	604.8866
Hospitality	Drea Lopes	510.378.1213		Denise Mullenix	510.565.2659
	Monica Maddock	416.5006	2024 Quilt Show	Liz Able	985.6343
	Sandy Cooper	651.283.2036		Ann Sweet	480.6020
Member Projects	Denise Mullenix	510.565.2659			
Membership	Cathy Anderson	541.1788			
	Lori Carl	401.7283			
	Michele Stoumbaugh	380.4133			

Society for Disabilities

SocietyForDisabilities.org

At our last meeting, Geri introduced Anna and Channa from the Society for Disabilities.

Check out their website for information about who they are, what they do and their Thrift Store.

Let Them Know We Care

Our Sunshine Chair *relies* on your input to send out the cards. Please contact Suzanne by phone or email if you feel one of our members should ard for an event in their lives.



Sunshine Chair: Suzanne Pater
209.996.1775
SuzanneRN@sbcglobal.net
209.996.1775

Wishing You a Special Birthday ...

May

- 5/3 Joyce Compton
Barbara Wegener
- 5/4 Judy Pallotta
Sheli Siemens
- 5/11 Karen Benedix
- 5/13 Loretta Silva
- 5/15 Suzanne Pater
- 5/19 Michelle Barnes
- 5/23 Carol Bogren
Judy Martin
- 5/27 Lorena Batand

June

- 6/5 Sandra Wagner
- 6/19 Kathryn Sandner
- 6/23 Drea Lopes

SEAMS LIKE MURDER MYSTERY

THE CASE OF THE OF THE 3" STRIPS

By Mammy Grammy's Studios

Super Easy - Finished Quilt Size: 42" x 53"

Maggie Mae was thrilled to get her next clue. One step closer to the finished quilt .!.

Clue #4:

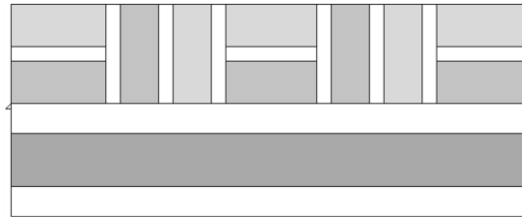
Horizontal Sashing Strips and Quilt Top Assembly:

Sew (2) 2¼" x WOF **Background** strips to each side of a 4" x WOF **Sashing** strips Press toward the **Sashing** fabric. Make (3) **Horizontal Sashing** strip sets.



Trim the **Horizontal Sashing** strip-sets to the average width of the (4) block rows.

Sew the trimmed **Horizontal Sashing** strip-sets to the bottom of the first (3) rows and press toward the **Horizontal Sashing** fabric.



Sew the (4) rows together, pressing toward the **Horizontal Sashing** strips.

4" Quilt Sleeve Instructions

Link: ModestoCCQ.com/uploads/1/3/6/1/136136518/quilt_sleeve_instructions.pdf

You will need fabric measuring:

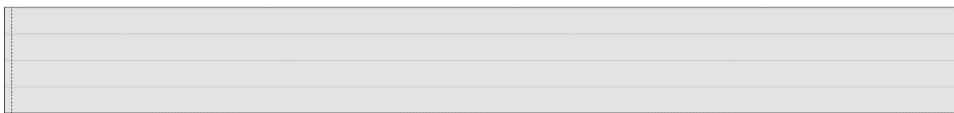
9" x **WOQ** (Width Of Quilt) + 1"

Step 1: Hem both short sides of the **Fabric Strip** with a double fold hem.



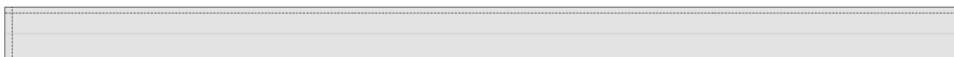
Step 2: Press the **Fabric Strip**, **WST** (**Wrong Sides Together**), down the long middle.

Step 3: Press the (2) folded halves of the **Fabric Strip**, **WST**, toward the center crease.

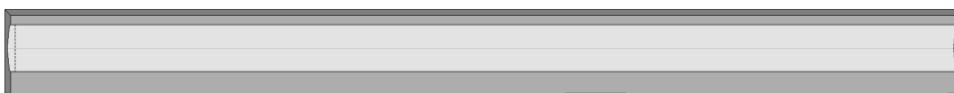


Step 4: Refold in half, **WST**, and sew the long side of the **Fabric Strip** with a ⅜" seam allowance.

Press seam open. This should create some slack between the front and back of the sleeve.



Step 5: Center the seam against the quilt back and position the sleeve far enough down so that the slack does not show above the top of the quilt. Hand stitch along the folds from **Step 3**.



Program Minutes for April 9th, 2024

President Geri Martin opened the meeting at 7:00 pm.

- Program:** **Ursula Sylvan** introduced our guest speaker Quilt Artist **Marjan Kluepfel**. Marjan spoke about her evolution as a quilter. She told of her background as a painter and described her art quilting as “painting with fabric”. She displayed numerous examples of her progression in quilting and explained her use of varied techniques in her original designs. Check out her website www.marjankluepfel.com. Marjan is leading CCQ’s Fabric Sculpting workshop on Wed April 10.
- Membership:** 79 Members and 9 guest were in attendance.
- VP Report:** **Ursula Sylvan** announced a few openings are available for the Fabric Sculpture workshop Apr 10; see **Ursula**.
- Treasurer:** **Donna Shervington** read the Treasurer’s Report which was filed for audit.
- Minutes:** A correction was made to the information in the March 2024 minutes presented clarifying that our 2024 Quilt Show set-up, show, and take-down are scheduled for Thurs May 16, Fri May 17, and Sat May18 (not Sun). **Ursula Sylvan** moved to approve the minutes; **Alice Brown** seconded the motion. The minutes were approved as corrected.
- Quilt Show:**
 - Next Quilt Show Meeting:** Sunday, May 5 at 1 PM at **Donna Shervington’s**.
 - Set Up Instructions:** May 9 at 5:30 PM at McHenry Bowl there will be an instructional session on setting up the cubes and hanging the quilts. Come! Knowing how to do It makes set-up so much easier, faster and fun.
 - Set Up Day:** Thursday, May 16 is “set-up” for the show starting at 7:30 AM. Perhaps there will be an opportunity for set-up of tables and drapes as early as Wed. May 15. Check the CCQ Newsletter for May for updates. Wagons are needed for Set Up Day for distributing display quilts.
 - Set Up Potluck:** There is a potluck on Set Up Day, Thursday, May 16th. Sign up with **Teri Harman**.
 - Boutique Pricing:** **Peggy Cato** announced help is needed on Mon. May 6 or Tues. May 7 at McHenry Bowl to price and prepare items for selling in the Boutique. Contact **Peggy**.
 - Quilt Drop Off Day:** Thursday, May 16 from 8 to 12 noon at MJC West for the quilts entered for display.
 - Publicity:** **Tiffany Pellizzari** encouraged Guild members to share the Quilt Show publicity on their Facebook page and to use the “yard stakes”. Contact **Tiffany** for information.
 - Quilt Show Vouchers:** **Liz Able** has “member guest” Quilt Show attendance tickets.
- Announcements:** **Geri Martin** introduced two representatives from Society for Disabilities - Anna and Channa. They described the scope of services their agency provides in our community. CCQ has provided their agency with an auction quilt for a fundraising event they are holding April 27, 2024.
 - Sue Seifkin** spoke about the enthusiastic community response to the quilt display currently at Mistlin Gallery. Volunteers to sell CCQ Opportunity Quilt tickets at the Gallery (11:30 am – 2 pm) are encouraged to sign up with **Liz Able or Tricia Holden**.
 - Free Table:** Members were reminded that any remaining items they’ve placed on the “free table” need to be taken home at the end of the meeting.

- Show and Tell:**
 - Geri Martin** Star quilt
 - Ursula Sylvan** Table runner, Panel baby quilt
 - Donna Shervington** Sun Bonnet Sue quilt
 - Brittani Maddock** Hand embroidered squares in a custom quilt
 - Virginia Lanphear** Baby quilt
 - Sue Comfort** Panelicious quilt (her 5th quilt)
 - Judy Pallotta** “Vintage” chain quilt in shades of blue
 - Vickie Pelucca & Savannah Bordona** 2nd 3 yard quilt
 - Sally Pratt** Panel baby quilt
 - Tiffany Pellizzari** “Old Glory”
 - Diana Jagers** Skyway & Baby quilt
 - Paddy Shopper** Warm Wrappings Quilts



Meeting was adjourned at 8:42 pm

Respectfully submitted by **Wendy Nipper**, Co-Secretary



Country Crossroads Quilters

CCQ MEMBERSHIP FORM

MARCH 1, 2023 THRU FEBRUARY 28, 2024

RENEWAL NEW MEMBER

FIRST NAME		LAST NAME	
ADDRESS:			
CITY:	STATE:	ZIP:	ZIP
PHONE: HOME _____ CELL _____		BIRTHDAY: MONTH DAY	
E-MAIL			

CCQ ANNUAL DUES & FEES

<input type="checkbox"/> New Member (Includes Badge)	\$47.00
OR	
<input type="checkbox"/> Continuing Member	\$40.00
<input type="checkbox"/> Postal Mail Newsletter and Directory (optional)	\$12.00
<input type="checkbox"/> Tax Deductible Donation (optional)	\$
Make Checks Payable to CCQ	Total Due
	\$

New members and renewals complete entire form with your current information.
Submit to the CCQ membership desk or mail to the Membership Chairperson with your payment.


Guild Meetings are on the 2nd Tuesday of each month beginning at 6:30pm for Social Time & Meeting at 7pm to approx. 9pm at Trinity Presbyterian Church, 1600 Carver Road, Modesto, CA 95350

MAIL APPLICATION & PAYMENTS TO:

Cathy Anderson
1436 Hackett Road
Ceres, CA 95307

E-mail: cathykeepers@yahoo.com

Phone: 209.556.3092



country crossroad quilters

P.O. Box 577063
Modesto, CA 05357-7083
www.ModestoCCQ.com



Remember to bring to Meetings

- ❖ Name Tag
- ❖ Show & Tell
- ❖ Warm Wrappings Quilt Projects
- ❖ Quilt Show Boutique Items

Upcoming 2024 Quilt Shows and Shop Hops

Modesto Quilt Show
May 17-18
Modesto JC West
Ace Pavilion
Shoemake Ave
Modesto, CA

PIQF
July 24 - 27
Santa Clara, CA
QuiltFest.com

Sew Valley Quilters
Shop Hop
July 15 & 16, 2024

Support Our Advertisers

Advertisements: We would like to encourage our advertisers to continue assisting with the cost of our newsletter and website. If you visit one of them, please mention that you saw their ad in our newsletter and that the Guild appreciates their support.

Advertisement	Advertisement
<p style="text-align: center;">Coreen's Quilting Studio Long-arm Quilting</p> <ul style="list-style-type: none"> ● Edge-to-Edge and Custom ● Commission quilt jobs accepted ● Binding and basting services available <p style="text-align: center;">Cory Murphy 209-298-0659 12646 Bentley St., Waterford, CA 95386 CoreensQuilting.com</p> <p style="text-align: center;">Check out <i>Coreen's Quilting</i> on Facebook and Instagram</p>	<p style="text-align: center;">Blossom Quilting Quilt Shop</p> <p style="text-align: center;"><i>Where fabric flows and friendships grow</i></p> <p style="text-align: center;">7450 River Road #4., Oakdale, CA 209.840.0064 BlossomQuilting@yahoo.com</p> <ul style="list-style-type: none"> ● Fabric ● Classes ● Kits ● Notions ● Longarm Services <p style="text-align: center;">Hours: Mon 11:00-5:00 Tue-Fri 9:00-5:00 Sat & Sun 10:00-4:00</p>
<p style="text-align: center;">Elk Grove Sewing and Vacuum Center</p> <p style="text-align: center;">8705 Elk Grove Blvd. (Also in Visalia, CA) Elk Grove, CA 95624 916.714.0904</p> <p>Offering:</p> <ul style="list-style-type: none"> ● Machines and repair ● Fabric ● Classes <p>Sewing Machines:</p> <ul style="list-style-type: none"> ● Bernina ● Janome ● Handi Quilter ● Juki ● BabyLock ● Pfaff ● Brother ● Husqvarna/Viking 	<p style="text-align: center;">Advertisement</p>